



290 SERIES

HIPOT TESTERS



5 PROGRAMMABLE
MEMORIES WITH 10
OPTIONAL

EASILY AUTOMATE FOR
DATA COLLECTION

ADVANCED SECURITY
SETTING





TAMPER-PROOF FRONT
PANEL CONTROLS

REDUNDANT HARDWARE
SAFETY INTERLOCK

PORTABLE, RUGGED DESIGN

EASILY SAFEGUARD YOUR
WORKSTATION WITH PPE
ACCESSORIES

The **290 Series** is our most popular line of Hipot testers. These testers are designed to simplify every aspect of safety testing for operators of all comfort levels. Our **290 Series** includes the most intuitive user interface in the industry and won't take up too much space on the production line. With multiple memories and an optional USB interface, you can quickly perform tests on a variety of DUTs from the front panel or with a PC. Choose from 5 different models to satisfy your testing requirements.

	 AC Hipot	 DC Hipot	 Insulation Resistance	 Ground Continuity Check
294		•		•
295	•			•
296	•	•		•
297	•	•	•	•
298	500VA			•

RELEVANT APPLICATIONS

- APPLIANCE
- AC/DC POWERED PRODUCTS
- CABLES & COMPONENTS
- LIGHTING & LED TESTING
- MODULAR HOMES
- MOTORS & PUMPS

WHAT'S IN THE BOX

02100A-13	Return Lead 6 ft. (1.8m)
04040A-08	High Voltage Lead 6 ft. (1.8m)
33189	Input Power Cable USA
38075	Interlock Connector

All testers come with the accessories you need to run a test right out of the box.

OPTIONS

Description	294	295	296	297	298
Rear Outputs	•	•	•	•	•
USB Port	•	•	•	•	•
10 Memory	•	•	•	•	•
3mA Current Limit	•	•	•	•	
Pulse Mode		•			
Push to Test Mode		•			



SERIES FEATURES



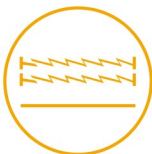
Test Setup Memories



Frequency Selection



Ramp



Dwell



Low Current Sense



Safety Agency Listed



PLC Remote



USB (optional)



On the Go Portability



Intuitive User Interface

290 SERIES SPECIFICATIONS

INPUT (294, 295, 296, 297, 298)

Voltage	100-120 VAC / 200-240 VAC \pm 10% Auto Range
Frequency	50/60 Hz \pm 5%
Fuse	3.15 A / 250 VAC Fast-Blow

DIELECTRIC WITHSTAND TEST MODE

Output Rating	298	AC 0-5.00 kVAC, 99.99 mA
	297	AC 0-5.00 kVAC, 12.00 mA DC 0-6.00 kVDC, 5.00 mA
	296	AC 0-5.00 kVAC, 12.00 mA DC 0-6.00 kVDC, 5.00 mA
	295	AC 0-5.00 kVAC, 12.00 mA
	294	DC 0-6.00 kVDC, 5.00 mA
Voltage Setting	298	0-5.00 kVAC
	297	Resolution: 0.01 kV
	296	Accuracy: ± (1.5% of setting + 5V)
	295	
	297	0-6.00 kVDC
	296 294	Resolution: 0.01 kV Accuracy: ± (1.5% of setting + 5V)
Output Frequency	294	DC only
	295, 298	50/60 Hz Selectable
	296, 297	DC and 50/60 Hz Selectable
	Accuracy	± 0.1%
AC Waveform	Sine Wave, Crest Factor = 1.3 - 1.5	
DC Output Ripple	294 296 297	<5% (6 kVDC / 5mA at Resistive Load)
	Dwell Timer	
	0, 0.2 - 60 sec, (0=continuous), 0.1 sec/step	
Ramp Timer	0.2 - 180 sec, 0.1 sec/step	
Leakage Failure Settings	298	AC Hi-Limit: 0.10 - 99.99 mA Lo-Limit: 0 - 99.99 mA
	Resolution: Accuracy:	0.01 mA ± (2% of reading + 0.06 mA)
	297 296	AC Hi-Limit: 0.10 - 12.00 mA Lo-Limit: 0 - 12.00 mA DC Hi-Limit: 0.02 - 5.00 mA Lo-Limit: 0 - 5.00 mA
	295	AC Hi-Limit: 0.10 - 12.00 mA Lo-Limit: 0 - 12.00 mA
	294	DC Hi-Limit: 0.02 - 5.0 mA Lo-Limit: 0 - 5.00 mA
	Resolution: Accuracy:	0.01 mA ± (2% of reading + 0.02 mA)
Discharge Time	< 50 msec for no load, < 100 msec for capacitive load	

INSULATION RESISTANCE TEST MODE (297 only)

Output Voltage	Range:	0.1-1.00 kVDC
	Resolution:	0.01 kV
	Accuracy:	\pm (1.5% of setting + 3 V)
Resistance Display	Range:	1 - 1000 M Ω
	Resolution:	1 M Ω
	Accuracy:	100-499 V \pm (7% of setting + 2 M Ω) 500-1000 V \pm (3% of setting + 2 M Ω)
Hi-Limit	Range:	0.1 - 1000 M Ω (0=off)
	Resolution:	1 M Ω
Lo-Limit	Range:	1 - 1000 M Ω
	Resolution:	1 M Ω
Timer	Ramp:	0.1 or 2.0 sec
	Delay:	0, 0.5 - 999.9 sec, (0=continuous)

GENERAL SPECIFICATIONS

Continuity Feature	Range:	0.0 - 1.50 Ω
	Resolution:	0.01 Ω
	Accuracy:	\pm (2% of setting + 0.02 Ω)
Memories	5 (10 optional)	
Remote I/O	Input:	Test, Reset, Interlock
	Output:	Pass, Fail, Test-in-Process <u>Hardware Interlock - a relay on the high voltage output opens when the Interlock signal is disabled.</u>
3mA AC/DC Current Limit (optional)	294	Range: 0.00 - 3.00 mA
	295	Resolution: 0.01 mA
	296	Accuracy: \pm (2% of setting + 0.02mA)
	297	
Meter Max (standard)	Displays the maximum voltage value recorded during a breakdown.	
Imax (optional)	Displays the maximum leakage current value read during a test. Option 3 (USB port) must be installed to receive this measurement.	
Security	Option to turn On or Off, when On you can switch between two security levels:	
	1. Run - Operator can only run a test. No ability to change memory locations or edit test parameters.	
	2. Mem - Operator can run a test and change memory locations. No ability to edit test parameters.	
Safety Mark	CE/cTUVus	
Dimensions (W x H x D)	294, 295 296, 297	8.5" x 3.5" x 11.9" (215 x 88.1 x 300 mm)
	298	16.93" x 5.20" x 11.84" (430 x 132 x 300 mm)
Weight	294, 295 296, 297	12 lbs (5.46 Kg)
	298	46 lbs (20.86 Kg)

Specifications subject to change without notice.